

LEICESTERSHIRE COUNTY COUNCIL TREE PLANTING INITIATIVES

Adam Goodall
adam.goodall@leics.gov.uk


- ❑ Trees in Leicestershire are a valuable and essential element of urban and rural landscapes, contributing significantly to the character of the county.
- ❑ They provide social, environmental, aesthetic, ecological and landscape benefits, all of which enhance quality of life.
- ❑ Both total canopy cover and woodland cover (6%) in Leicestershire is low with the County dominated by rich agricultural land. Many older mature trees, particularly in rural hedgerows are now in decline and have a limited life expectancy.
- ❑ Dutch elm disease and other disorders have had a significant detrimental effect on the county's landscape and the impact of these diseases is still evident today - This effect is illustrated in the above census which records a 52% reduction in individual trees in Leicestershire between 1980 and 1998.
- ❑ The potential adverse effects of climate change and invasive pests and diseases is likely to result in the further decline of some of our common native and naturalised tree species.
- ❑ Over the past two decades there have been a number of invasive pests and diseases introduced into the UK. The most significant of these is ash dieback.

Partnership working

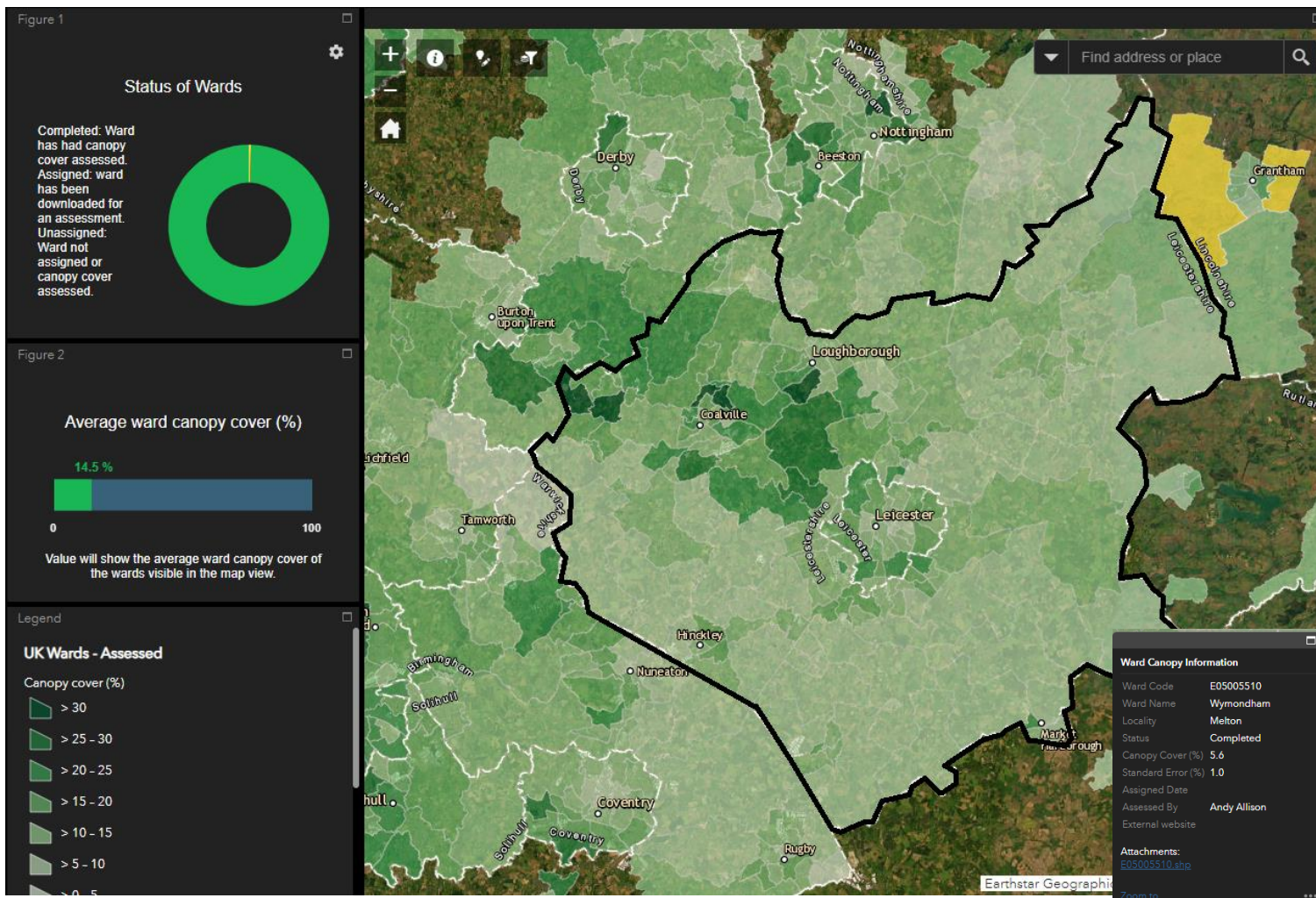
- ❑ We will collaborate with a range of different partners to facilitate the planting of 700,000 trees in Leicestershire.
- ❑ Through our Tree Charter we will collaborate with partners to deliver campaigns which will engage residents and other partners by raising awareness about the benefits of trees and encouraging tree planting.

Leading by example

- ❑ As a major landowner in Leicestershire, we will identify areas of our own estate where trees, hedgerows and woodland can be planted to increase overall tree coverage.
- ❑ We will develop new approaches to securing significant numbers of tree stock to ensure continued supply for planting schemes.

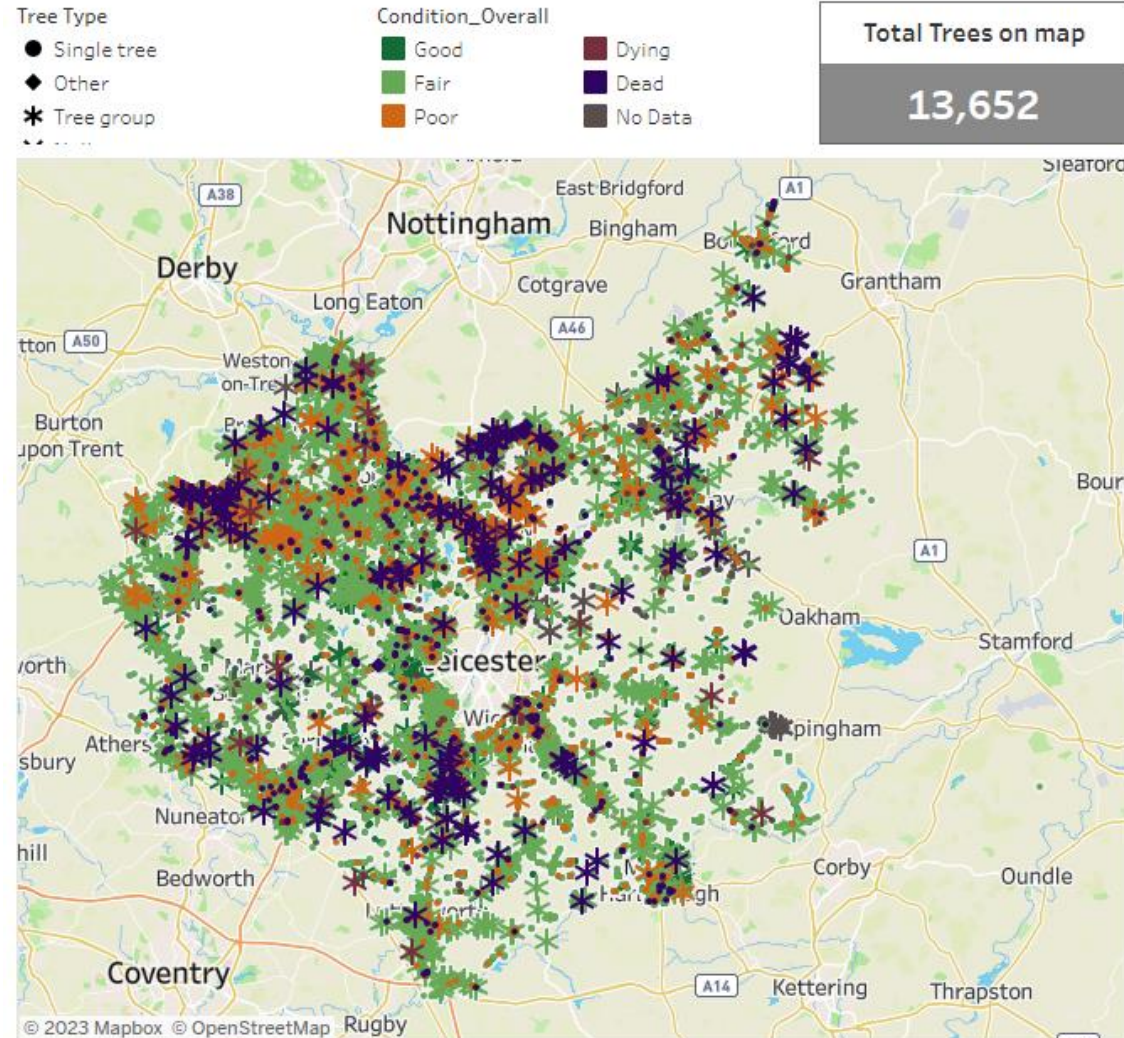


Canopy Cover



GB Ward Canopy Cover map

- Trees in Leicestershire face the largest threat from Ash Die Back, which has spread across the county affecting a large proportion of Ash trees – approx. 20% of the Leicestershire treescape.
- We conduct an annual inspection of the Ash trees across the Highway Network with over 13,500 trees and tree groups identified.
- The disease has spread evenly across the county with significant impact recorded across Melton and Harborough due to the rural landscape character of the areas.



- ❑ Tree Wardens are appointed as guardians of your local trees and are also a source of advice and can help you organise a tree planting scheme.
- ❑ The scheme is part of a UK-wide network of volunteer tree champions supported by the Council in partnership with the Tree Council.
- ❑ Tree Wardens plant, protect and promote their local trees. No training or experience in tree management is needed – just a love of trees and a few hours to spare. Our ambition is to have a tree warden for every parish or community in Leicestershire.



Free tree schemes

- ❑ In partnership with the Woodland Trust and their corporate partner Lloyds Banking Group, we offer a range of schemes to suit different requirements and work together to encourage new woodland and tree planting across Leicestershire.

Tree packs

- ❑ We give away 200 tree packs each year. To encourage trees to grow outside of woodlands such as on public open space, schools, field corners, parkland and to fill gaps in hedgerows.
- ❑ Each pack includes 50 saplings as a mix of oak, wild cherry, crab apple, field maple and hazel and are supplied with 1.2m Tubex guards and stakes.

Free tree schemes

Free hedge packs

- ❑ If you're planning to plant a new native hedgerow with hedgerow trees or fill in gaps to existing hedges, then this scheme can support your project. Each pack is enough to create a new hedge of 50m length at 5 plants per metre.
- ❑ Each pack contains a mix of native shrubs (hawthorn, hazel, blackthorn, field maple, dog rose) and a small number of oaks to be planted as future boundary trees.
- ❑ Private gardens and new hedgerows that are part of a planning condition are not eligible for this scheme.

Free tree schemes

MOREwoods

- ❑ MOREwoods is the Woodland Trust's large scale woodland creation support scheme. If you're planting a new native woodland of >0.5ha (1.25acres) in size, then this scheme can support your project with advice and funding. You can read more about the scheme and apply for MOREwoods([Link is external and opens in new window](#)) on the Woodland Trust website.
- ❑ In Leicestershire can qualify for an enhanced subsidy for this scheme. On a self-plant scheme 90% of the cost of trees and on-tree protection will be subsidised.
- ❑ On schemes over 1ha, there's also a contractor-planted option where 75% of the cost of the trees, protection and planting will be subsidised.

Free tree schemes

Orchards

- ❑ The Leicestershire County Council-run community orchards programme offers groups the opportunity to apply for the free orchard packs, which contain 10 apple and pear trees, stakes and other equipment needed to establish the orchard.
- ❑ The trees can be used to create a new orchard for the local community or to help restore and boost an existing orchard. The trees must be planted on sites which are open to the public, groups must have permission from the landowner to plant the trees, and all groups applying to the scheme need to commit to maintaining and nurturing the orchard in the long term.
- ❑ The community orchards scheme was launched in 2022, when 50 trees were provided to schools and community groups. This was increased to 300 trees in 2023, with 277 new trees being planted during the 2023/24 season across 30 sites.

Local Authority Treescapes Fund (LATF)

- ❑ The LATF provides funding for local authorities to restore tree cover in non-woodland areas which have been impacted by issues such as disease, habitat degradation or aging tree stock.
- ❑ LCC have applied for funding towards three phases between 2021/22 and 2026/27; Final bid for various schemes across the County for phase four made in conjunction with Earthwatch UK.

Woodland Creation Accelerator Fund (WCAF)

- ❑ The WCAF provides funding to increase specialist skills within local authorities to accelerate the delivery of tree planting and woodland creation.

Urban Tree Challenge Fund (UTCf)

- ❑ Now closed. Competitive fund provides 80% of costs for planting and establishment of trees in urban & peri-urban areas targeting trees close to people.

Tree for Every Resident map



County



Districts



Parishes



Click to learn
more

As of
05/09/2024

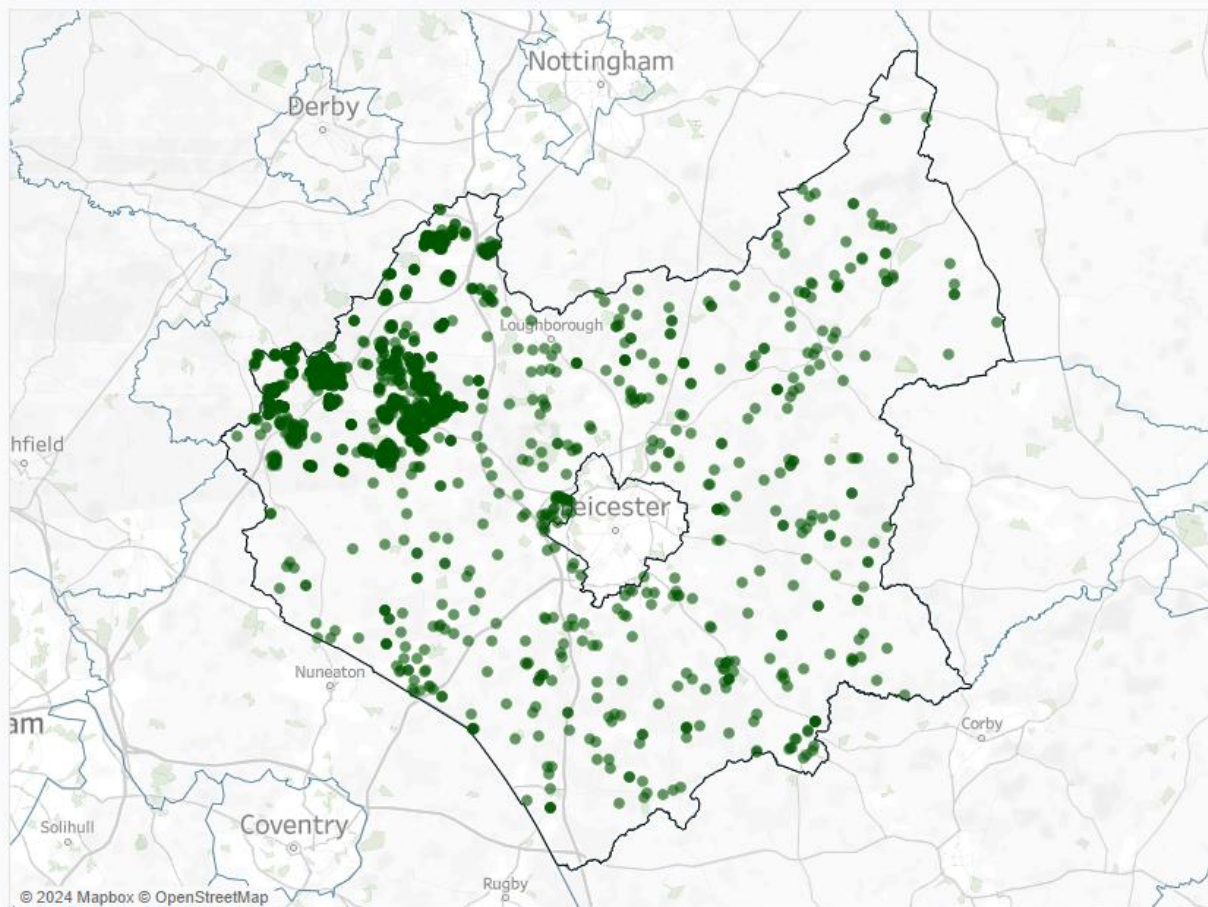
Trees planted across Leicestershire

Show filters

Our vision is to help to plant **700,000 trees** across Leicestershire - a tree for every person, over the next ten years. We're doing this so that our vital urban and rural treescapes can thrive - for now and for future generations.

437,220 trees planted

262,780 remaining





- ❑ Hanging Hill Farm Moira,
- ❑ Partnership with National Forest Company
- ❑ Nursery could become part of a wider ‘Forestry’ hub and educational centre.
- ❑ Secure tree stock for LCC free tree schemes and for conservation projects throughout the County.
- ❑ Phase 1 in progress for 2023/24 to develop site vision, finalise partnership agreement and set up proof of concept nursery.

L.C.C Lutterworth afforestation proposal - v2

Aug 2024



Proposed Woody Shrub (WSH) or edge species to consist of:
 Guelder Rose, Spindle, Crab Apple, Rowan, Hazel, Hawthorn, Holly, Wild Cherry

Main woodland species to consist of:
 Birch, Oak, Sycamore, Lime, Hornbeam, Wild Service Tree, Hickory, Red Oak, Wild Cherry, Scots Pine, Norway Spruce, and other conifers to be decided

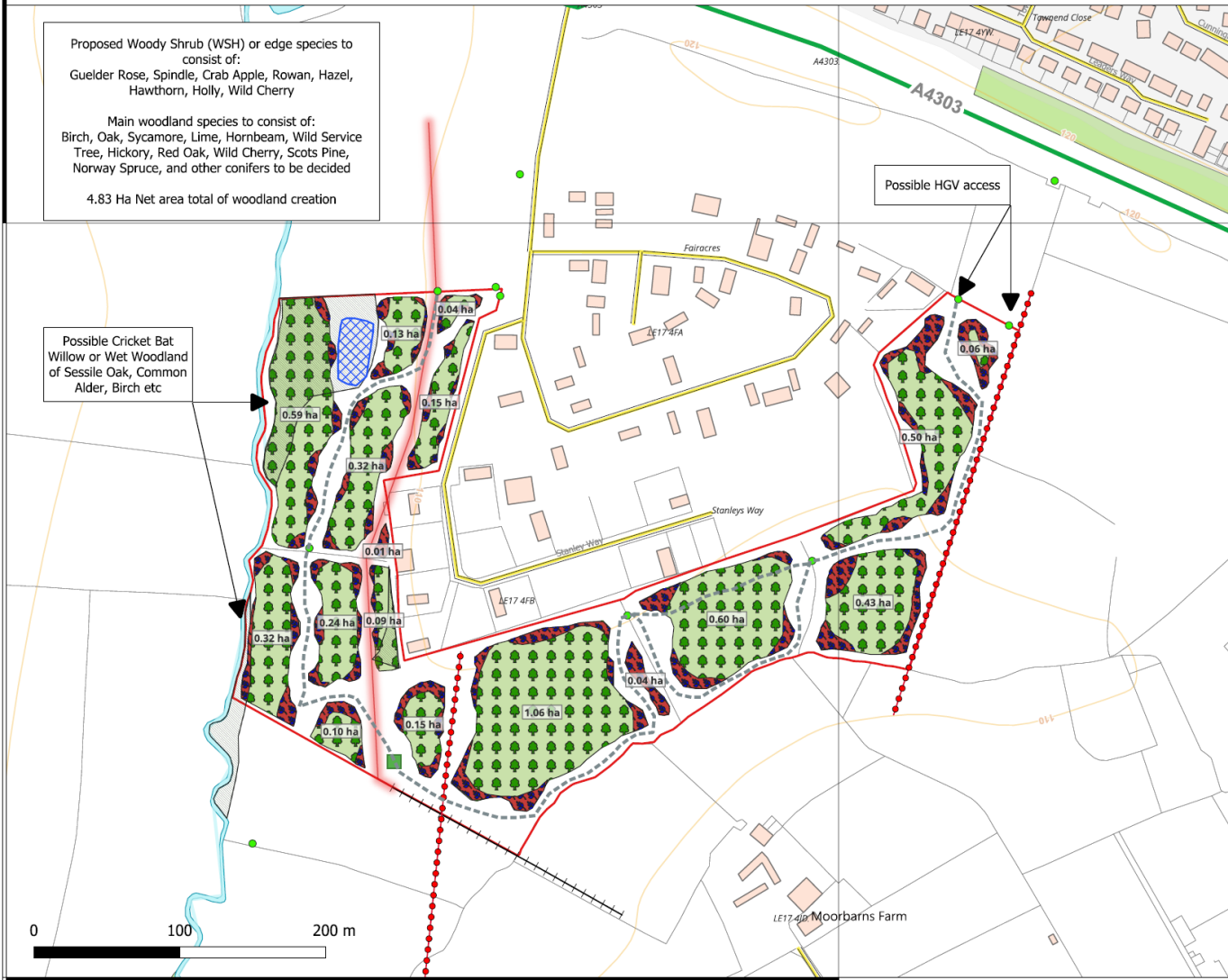
4.83 Ha Net area total of woodland creation

Possible Cricket Bat Willow or Wet Woodland of Sessile Oak, Common Alder, Birch etc

Possible HGV access

Legend

- Afforestation area boundary
- Tree planting areas v2
- SUDS type water storage Not to be planted
- WSH or edge spp v2
- existing rough grass area
- existing gates & access points
- OHPLs
- Route of above surface Pipeline
- Route of underground Pipeline
- Bench to install
- proposed permissive footpath



FORWOODS

FORESTRY & WOODLAND CONSULTANCY

Charles Cuthbert BSc (Hons) MICEFor
 07392 718624
ccuthbert@forwoods.net
www.forwoods.net

Map Centre OS Grid Ref: SP528 838

Scale at A3: 1:2,500 Contains Ordnance Survey data © Crown copyright and database right 2013

Tree Planting Schemes



Harborough Woodland Volunteers
at farmland in Great Bowden



Tree for Ukraine



Jubilee Trees



Ratcliffe on Soar



Free Tree Giveaway



Tree Nursery Launch



Belton Parish Council planting day

[Leicestershire Tree Charter](#)

[UK Canopy Cover Map](#)

[LCC Ash Dieback](#)

[LEAF Ash Dieback](#)

[LCC Free Trees website](#)

[Tree and Woodland Grants \(DEFRA\)](#)

Thank You