

Hallaton Neighbourhood Plan



Community Consultation Analysis

November 2017

OVERVIEW

The Parish of Hallaton has commenced the preparation of their Neighbourhood Plan.

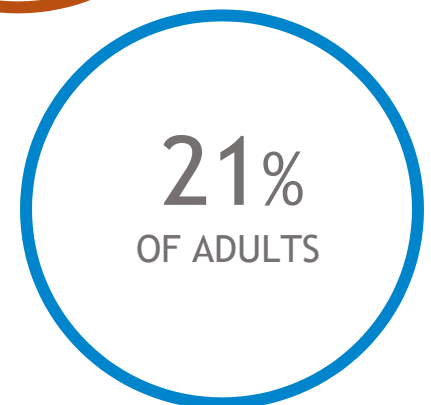
An important part of this inclusive process is, of course, obtaining the views and aspirations of the community. Key to this has been the development and dissemination of a community questionnaire.

The questionnaire contained 35 questions and is based on important themes established following initial consultation work by the Hallaton Parish Council.

The survey took place between October and November 2017. It was available to complete electronically and as a paper version. The level of response from the community was good, there being 98 responses. This represents a return from almost 16.5% of the total population of 594 and almost 21% of the adult population, (472 over the age of 16).

Given that some households choose to respond collectively rather than as individuals; it is also pertinent to consider the number of responses in relation to the number of households in the Neighbourhood Plan area. The number of responses represents a little over 40% of the 242 households.

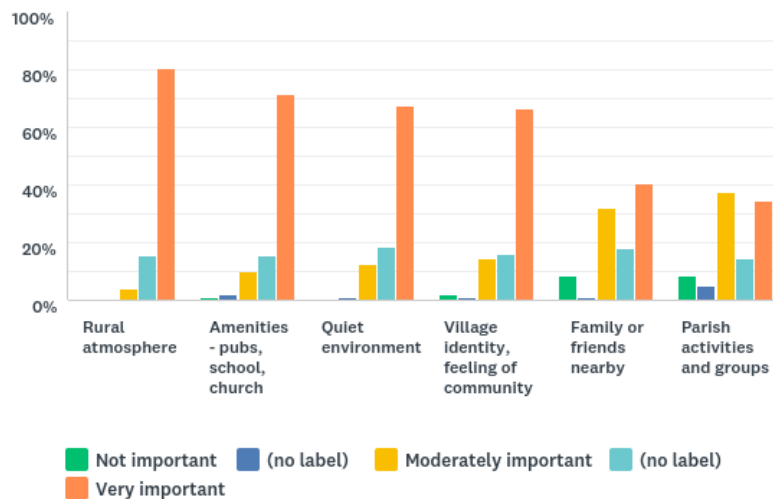
This demonstrates the level of commitment to the Neighbourhood Plan by the small community and, in turn, adds strength to the validity of the collected views expressed.



Population data taken from 2011 Census

Our Parish

Q1 What do you enjoy about living in Hallaton?



Each of the characteristics and amenities identified in the question are considered important to respondents, indicating a correlation with responses from earlier consultation.

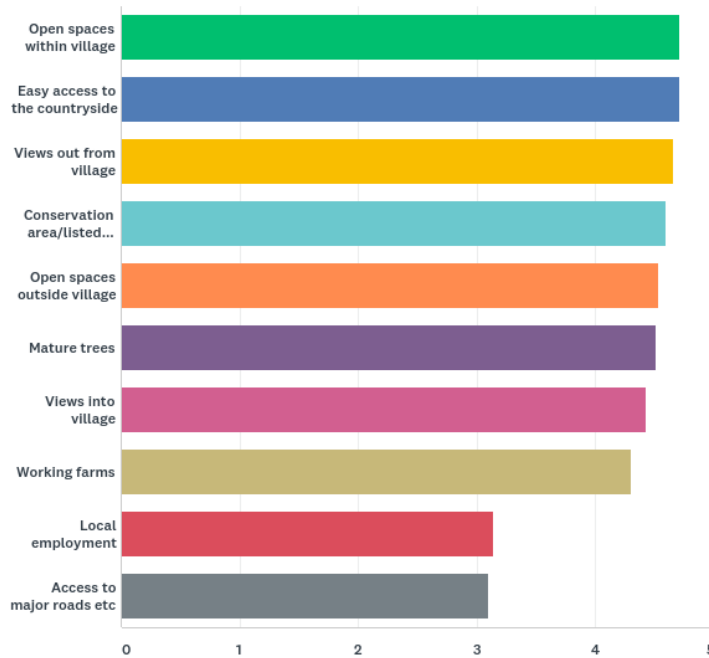
The rural atmosphere of the Parish is the most valued, 96% felt it was important or very important and no-one said it was unimportant. 87% of those responding value the local amenities such as the pubs, church and school.

The quiet environment (86% positive) and the village identity/feeling of community (82% positive) are also key features of Hallaton for its residents.

Thirteen additional, wide ranging comments appear in the appendix. Many of these emphasise the importance of the rural location, the sense of community and the desire for this to remain unspoilt.

This view is also clearly reflected in the following question concerning the importance of Parish characteristics.

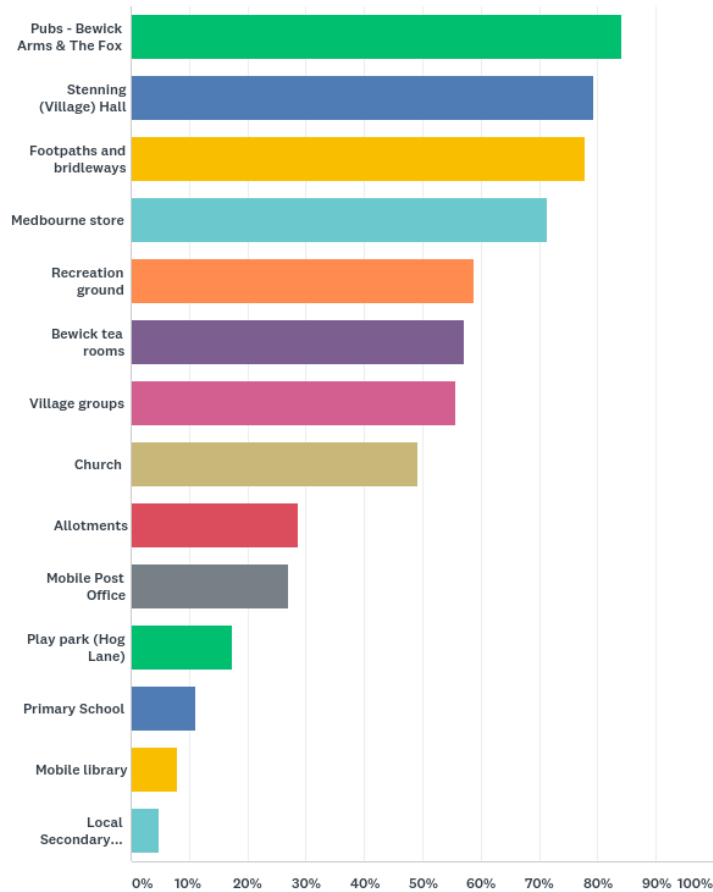
Q2 How important are the following characteristics?



	Not Important		Moderately Important		Very Important	Total	Weighted Average
Open spaces within village	0.00% 0	2.06% 2	5.15% 5	12.37% 12	80.41% 78	97	4.71
Easy access to countryside	0.00% 0	1.03% 1	6.19% 6	13.40% 13	79.38% 77	97	4.71
Views out from village	0.00% 0	2.06% 2	8.25% 8	12.37% 12	77.32% 75	97	4.65
Cons. area listed buildings	1.02% 1	2.04% 2	8.16% 8	14.29% 14	74.49% 73	98	4.59
Open spaces outside village	0.00% 0	2.06% 2	12.37% 12	16.49% 16	69.07% 67	97	4.53
Mature trees	1.08% 1	2.15% 2	9.68% 9	19.35% 18	67.74% 63	93	4.51
Views into village	1.02% 1	4.08% 4	13.27% 13	15.31% 15	66.33% 65	98	4.42
Working farms	2.06% 2	1.03% 1	18.56% 18	21.65% 21	56.70% 55	97	4.30
Local employment	14.89% 14	13.83% 13	34.04% 32	17.02% 16	20.21% 19	94	3.14
Access to roads/rail etc	11.46% 11	17.71% 17	38.54% 37	13.54% 13	18.75% 18	96	3.10

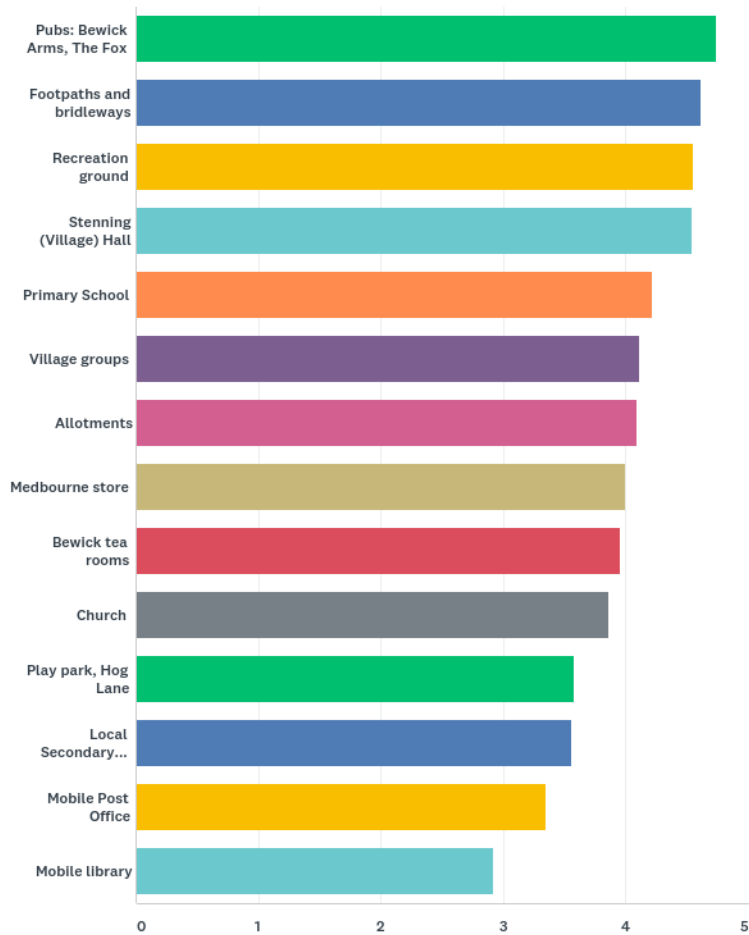
Four further comments appear in the appendix

Q3 Which of these do you use?



Pubs - Bewick Arms & The Fox	84.13% (53)
Stenning (Village) Hall	79.37% (50)
Footpaths and bridleways	77.78% (49)
Medbourne store	71.43% (45)
Recreation ground	58.73% (37)
Bewick tea rooms	57.14% (36)
Village groups	55.56% (35)
Church	49.21% (31)
Allotments	28.57% (18)
Mobile Post Office	26.98% (17)
Play park (Hog Lane)	17.46% (11)
Primary School	11.11% (7)
Mobile library	7.94% (5)
Local Secondary schools	4.76% (3)

Q4 And how important are they?



Question three asks residents which facilities they use and question four asks about the importance they place on each of these facilities. The weighted average graph for question four shows that the pubs, footpaths and bridleways, the recreation ground, the village hall and the Primary School are all valued highly. These are things which give Hallaton its sense of community and character.

The Primary School is especially notable as few respondents have a direct association with the school (11%) yet it is rated towards the top of the ranking list in the facilities most valued.

The following table shows the responses to this question in more detail.

	Not Important		Moderately Important		Very Important	Total	Weighted Average
Pubs	0.00% 0	0.00% 0	9.89% 9	6.59% 6	83.52% 76	91	4.74
Footpaths & bridleways	0.00% 0	1.11% 1	8.89% 8	17.78% 16	72.22% 65	90	4.61
Recreation ground	2.25% 2	1.12% 1	8.99% 8	14.61% 13	73.03% 65	89	4.55
Stenning Village Hall	0.00% 0	1.11% 1	14.44% 13	13.33% 12	71.11% 64	90	4.54
Primary School	12.94% 11	1.18% 1	7.06% 6	8.24% 7	70.59% 60	85	4.22
Village groups	5.95% 5	1.19% 1	23.81% 20	14.29% 12	54.76% 46	84	4.11
Allotments	3.41% 3	4.55% 4	25.00% 22	13.64% 12	53.41% 47	88	4.09
Medbourne store	2.22% 2	4.44% 4	31.11% 28	15.56% 14	46.67% 42	90	4.00
Bewick tea rooms	7.06% 6	0.00% 0	28.24% 24	20.00% 17	44.71% 38	85	3.95
Church	5.56% 5	8.89% 8	25.56% 23	14.44% 13	45.56% 41	90	3.86
Play park, Hog Lane	9.09% 8	10.23% 9	29.55% 26	15.91% 14	35.23% 31	88	3.58
Local Secondary schools	13.41% 11	3.66% 3	35.37% 29	8.54% 7	39.02% 32	82	3.56
Mobile Post Office	10.59% 9	15.29% 13	32.94% 28	10.59% 9	30.59% 26	85	3.35
Mobile library	20.00% 17	15.29% 13	37.65% 32	7.06% 6	20.00% 17	85	2.92

When asked what additional services are required, 37 people responded. Responses included several requests for a bus service and a shop, others said it is just right as it is. A surgery was suggested by several whilst one person requested that hunting was stopped. A full list of responses appears in the appendix.

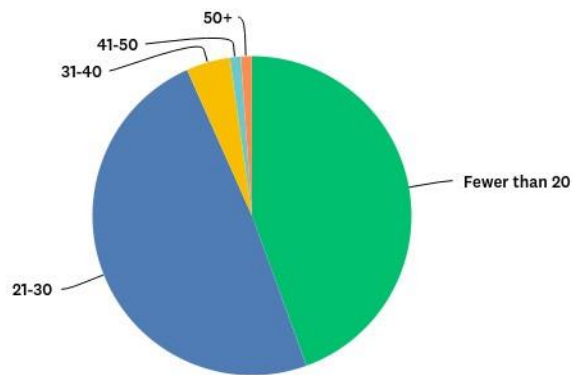
Housing



A key issue for those responding to this questionnaire is future housing need and provision in the Parish.

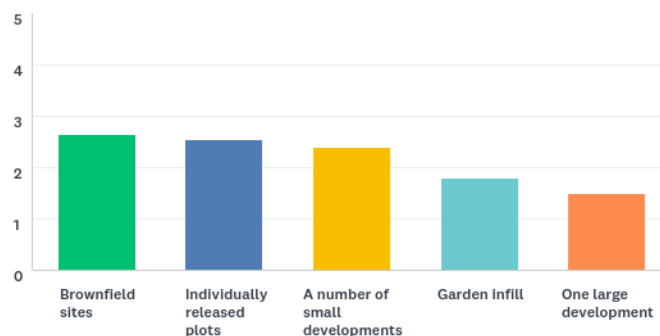
The number of dwellings in the Parish grew by over 20% between the 2001 and 2011 censuses. There is limited appetite for further growth, 93% of those responding said there should be 30 or fewer additional homes built over the next 15 years. However, there is an understanding of the need to provide some additional housing and there was a thoughtful range of answers concerning general location, style and tenure type.

Q6 How many homes do you think should be built in the Parish in the next 15 years?



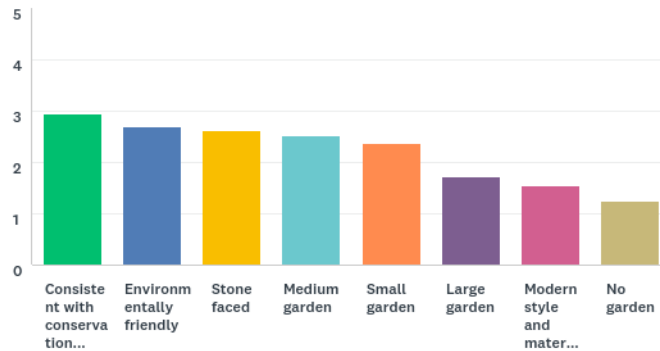
Number of homes in next 15 years	Responses
Fewer than 20	44.44% 40
21-30	48.89% 44
31-40	4.44% 4
41-50	1.11% 1
50+	1.11% 1

Q7 Where should additional housing be placed?



Brownfield sites are strongly favoured as are smaller developments. Garden infill is not well supported and one large development is notably the least supported of all.

Q8 What style of housing would you like to see included in new housing developments?

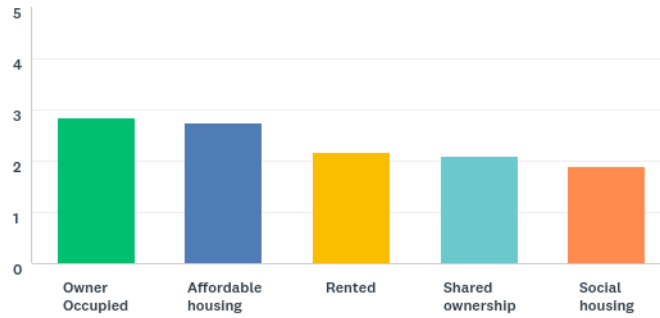


This weighted average chart shows that traditional and ‘in-keeping’ housing styles are preferred but this view is supplemented by the strong desire for environmentally friendly housing. This initial evidence will help to inform more detailed housing discussion as the Neighbourhood Plan develops.

	No	Not Sure	Yes	Total Responses	Weighted Average
Family housing	5.56% 5	7.78% 7	86.67% 78	90	2.81
Starter homes	10.34% 9	6.90% 6	82.76% 72	87	2.72
Semi-detached	9.52% 8	23.81% 20	66.67% 56	84	2.57
Detached	14.29% 12	25.00% 21	60.71% 51	84	2.46
Bungalows	15.29% 13	25.88% 22	58.82% 50	85	2.44
Terraced	15.29% 13	25.88% 22	58.82% 50	85	2.44
Luxury housing	59.76% 49	19.51% 16	20.73% 17	82	1.61
Maisonettes	71.60% 58	18.52% 15	9.88% 8	81	1.38
Flats	86.75% 72	7.23% 6	6.02% 5	83	1.19

This table shows that family homes and starter homes are the most favoured, whilst luxury housing, flats and maisonettes are the least favoured.

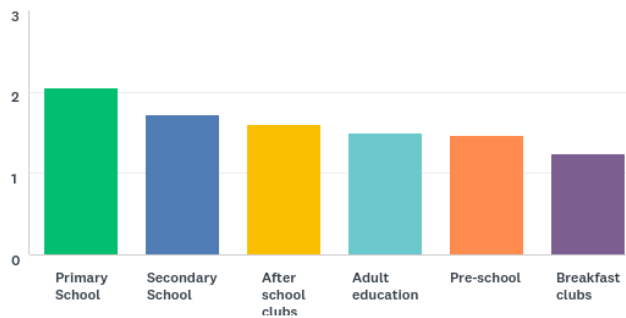
Q10 Should this housing be?



Owner occupied and affordable housing are the more favoured, with rented property, shared ownership and social housing less so. Further discussion may help members of the Parish to more fully understand the options for affordable housing, rental, shared ownership and social housing and to explore how they could be utilised to meet the housing needs of the diverse Parish population.

Education

Q11 How well are your needs met by the current provision of the following?



The primary school is highly valued by those responding to this questionnaire. It is an important part of the community - as evidenced by its active role in the Neighbourhood Plan so far. One respondent wrote: *Hallaton Primary is an excellent school, great facilities and brilliant teachers.*

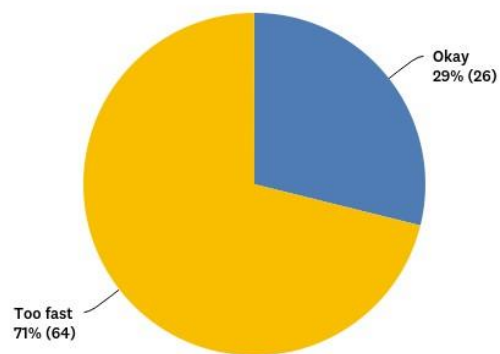
Concern was expressed about the pressure on school places caused by new development and brings into question the issue of availability of school places for those children living in the Parish. This can be an area for further exploration as the Neighbourhood Plan progresses.

Other educational provision is slightly less valued but generally positive. Additional comments appear in the appendix.

Transport

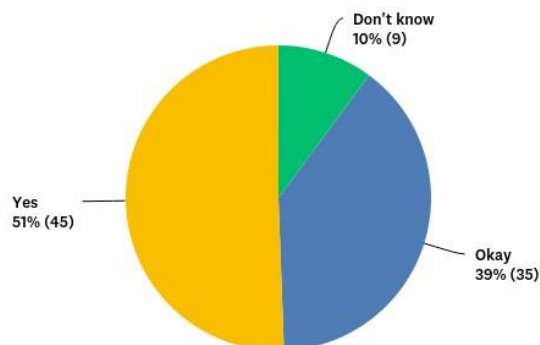
It is clear from this questionnaire that the relationship between the community and the vehicles that they use, or that pass through, is an important issue to be addressed both within and outside of the Neighbourhood Plan, especially as any increase in population could add to the concerns.

Q12 In your opinion are any changes needed with regard to the speed of vehicles?



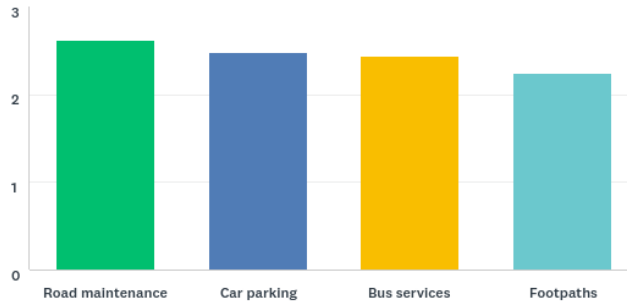
More than 2 in 3 respondents said that changes are needed with regard to the speed of vehicles, (presumably to slow them down!).

Q13 In your opinion are any changes needed with regard to the restricted weight of HGVs on our roads?



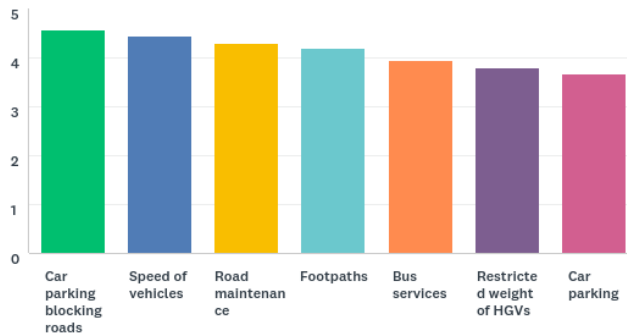
The majority of respondents felt that there does need to be more control over the weight restrictions of HGV vehicles on the roads of the Parish.

Q14 In your opinion are any changes needed with regard to the following?



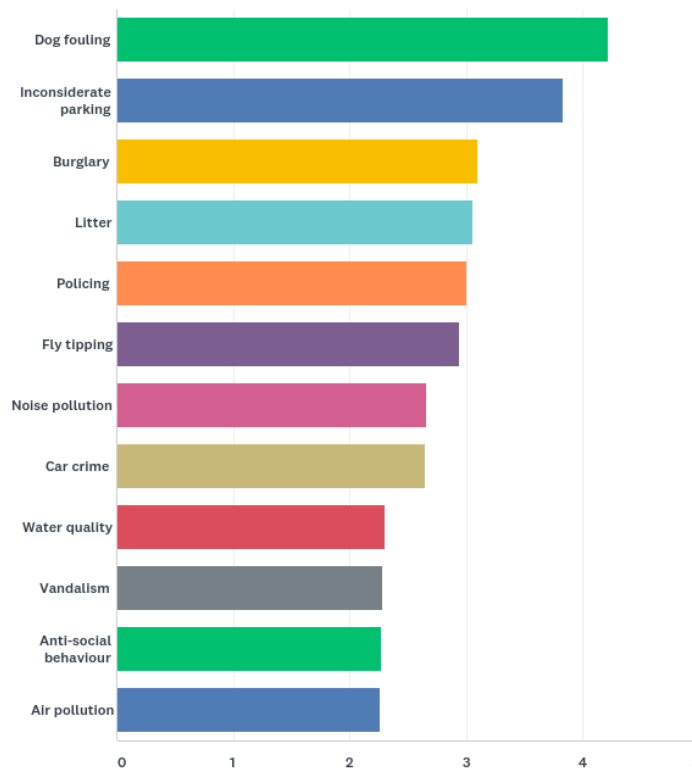
This weighted average graph indicates that the majority of those responding feel that change is needed in the level of road maintenance, car parking provision, bus service provision and footpath provision. Further detail about the issues and potential solutions will therefore be sought during forthcoming consultations and discussions.

Q15 Please rank the importance of each of these.



This weighted average graph shows that the issue of car parking blocking roads for emergency services and farm vehicles is considered the most important of those identified, followed by the speed of vehicles within the Parish. Road maintenance is the next most important. Each of the issues identified are perceived as a concern to the people who responded.

Q16 To what extent do any of the following cause you concern within our village?

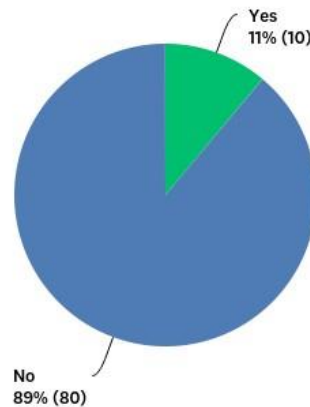


Dog fouling is the most important issue for respondents, followed by inconsiderate parking. Third is burglary and it may be that further research can reveal whether this view is formed by fear of crime or by actual crime. This Neighbourhood Plan could offer an opportunity to develop a clear strategy to minimize this concern for Parishioners. Further comments included the following:

- ❓ Dog fouling on public paths is a big problem.
- ❓ Dog poo bags are a bigger problem than dog poo.
- ❓ I feel safe in Hallaton but feel that we are ignored by the police. It would be nice to know who our 'local' policeman is (the police officer responsible for the area).
- ❓ Heavy lorries/vans chewing up grass verges especially up Medbourne Road to Fox
- ❓ The farm vehicles have grown. Farmers do not provide employment in the area as most workers are contractors. There should be a weight limit for all vehicles through the village.
- ❓ Street lighting that works would make for a safer environment.
- ❓ HGVs coming down Eastgate are a concern as are motorbikes.

Employment

Q17 Do you operate a business from Hallaton?



Just 11% of those responding to the questionnaire stated that they operate a business from Hallaton. However, it should be noted that respondents include people who are retired and it is likely that a number of those not responding to the questionnaire are busy business people. There is potential from greater research into the number of businesses operating from Hallaton but it should be anticipated that the figure is significantly greater than those stated here.

What type of business?

- The Bewicke Arms, The Hare Pie Café and Bed & Breakfast
- ❓ Chartered Surveyor specialising in the valuation and sales of industrial machinery, classic cars, stock and Intellectual Property Rights.
- ❓ Rights of Way consultancy
- ❓ Private tuition
- ❓ Psychological services
- ❓ Psychology and education services

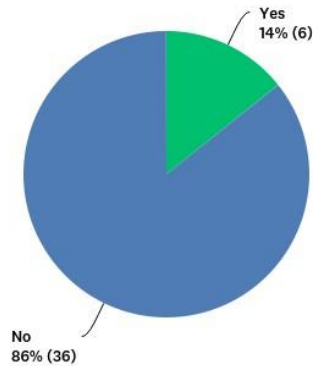
Numbers employed by your business? (5 responses)

10 (all but myself not from Hallaton), 1, 2, 2, 2

Is there any support the parish could provide to you and your business?

- ☐ No (x3)
- ☐ Support in the Parish using facilities.
- ☐ Maintenance of good Broadband. Better Cell phone signal (EE is the service provider).
- ☐ Not at the moment

Q21 Does a local business provide you with employment?

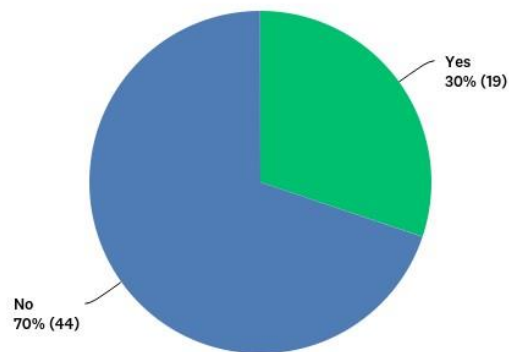


What type?

- ☐ Estate agency
- ☐ School
- ☐ Local Government
- ☐ Own business
- ☐ Publicity
- ☐ School

Six people stated that they are employed by local businesses. However, the types of businesses listed suggest that these may not all be based in Hallaton, but in the wider vicinity.

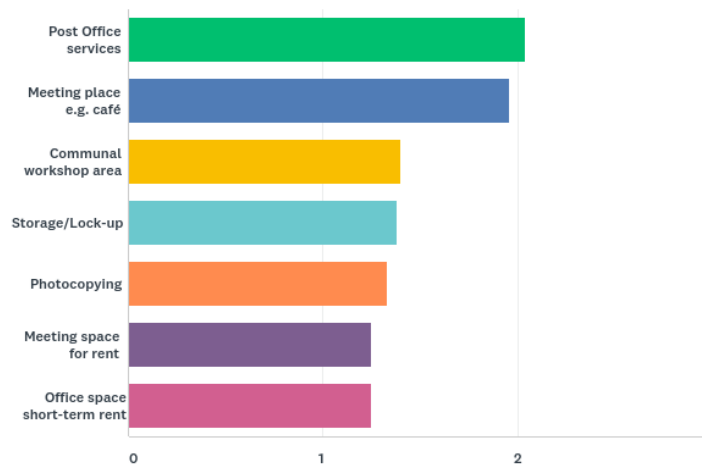
Q23 Do you work from home?



There is a national trend towards greater numbers homeworking. TUC figures suggest that a quarter of a million more people in the UK are working from home compared with a decade ago. This trend is certainly reflected in the response to this question. 30% of those responding stated that they work from home. This impacts on the use of their homes, traffic movements and the number of people present in the village during the working day – Hallaton is certainly not a 'dormitory village'.

Of course, the interpretation of working from home can vary to mean operating a business from home or working for an employer at home either full time or part time. However, there is no doubt that the needs of this group of people should be considered significant during the development of the Hallaton Neighbourhood Plan.

Q24 If you work from home, which services do you need or aspire to most in the parish?



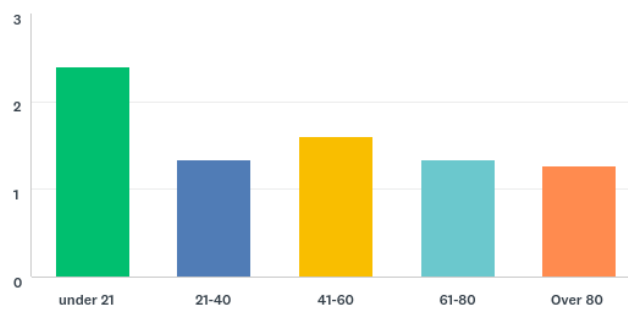
There is great support for post office services and almost as much support for a meeting place/café. Apart from these two suggestions, it appears that the homeworkers responding are largely self-sufficient and have what they need to do their jobs. Additional comments did ask request high bandwidth broadband width, and more peace and quiet!

	NO	NOT SURE	YES
Post Office services	37.50% 9	20.83% 5	41.67% 10
Meeting place e.g. café	44.00% 11	16.00% 4	40.00% 10
Communal workshop area	72.00% 18	16.00% 4	12.00% 3
Storage/Lock-up	79.17% 19	4.17% 1	16.67% 4
Photocopying	79.17% 19	8.33% 2	12.50% 3
Meeting space for rent	75.00% 18	25.00% 6	0.00% 0
Office space short-term rent	79.17% 19	16.67% 4	4.17% 1

Demographics

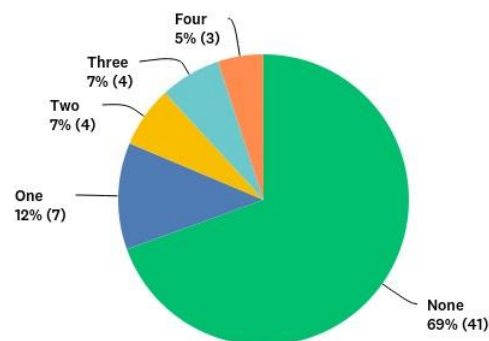
An equal number of males and females reside in the households of respondents. Hallaton has a higher proportion of resident 0-15 year olds than the Harborough average. This is reflected in the graph for Q26 showing the average number of each age group per household. It shows that under-21s are the most populous age group within respondents' households.

Q26 How many people in your household are?



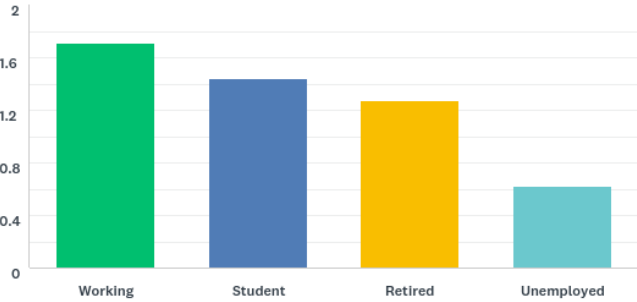
However, the majority of households of those responding have no resident school children (69%). This suggests that there are a number of households with pre-school age children and under 21s who have left school. It also shows that the majority of those households with school children have more than one school child.

Q27 How many school children are currently living in your household?



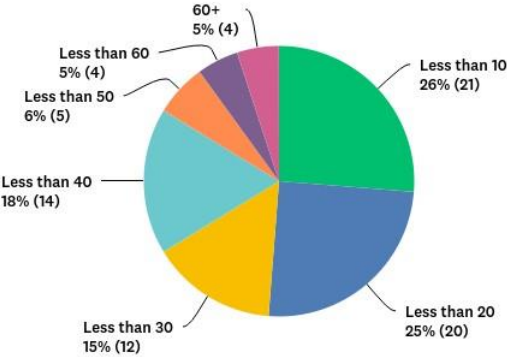
The following graph shows the average number of people for each economic status in the household. The largest group is those currently working, followed by students. This implies a relatively young, and certainly active, population in Hallaton.

Q28 How many people in your household are:



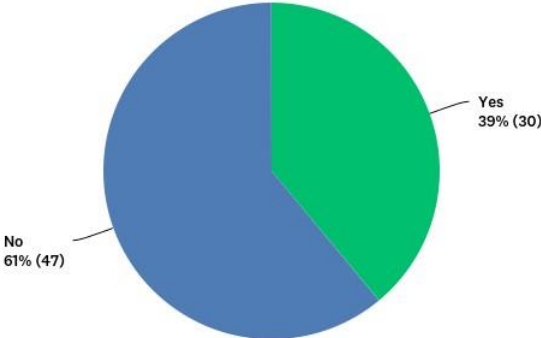
There is a good spread of respondents in terms of longevity of residence in Hallaton. However 51% have lived here for fewer than 20 years and the largest group (26%) have live here for fewer than 10 years. This implies a changing Parish with a strong influx of new people, new energy and new ideas. The responses to earlier questions, showing the value respondents place on community and community facilities, imply that newer residents quickly come to value Hallaton and its people.

Q29 How many years have you lived in Hallaton?



A significant number of people indicated that they would like to become more involved in the preparation of the Neighbourhood Plan - a further demonstration of the commitment by the community to the Plan.

Q31 Would you like to be involved in the preparation of the Neighbourhood Plan?



Anything else?

Parishioners were asked if they would like to say anything else about Hallaton. 23 people responded with a range of thoughtful and well informed opinions about transport, housing, the environment, education and other issues. There are compelling suggestions about where to and where not to build new developments and other detailed comments about drainage and about wildlife.

These comments make important reading and appear, in full, in the appendix.

In summary, a strong response to the Neighbourhood Plan Community Questionnaire has demonstrated a set of clear concerns and preferences amongst the respondents. This offers a good steer to those actively involved in the development of the Neighbourhood Plan, the wider community and the Parish Council.

These results will be taken into account as an important part of the evidence gathered to develop the Plan policies.



Appendix

Hallaton Questionnaire: Summary of Individual Comments

NB as well as the formal answers to questions, there were over 80 additional individual comments. These have been listed below.

Page 2. Comments regarding Our Parish.

Total: 13

- ☒ Historical landmarks and heritage.
- ☒ Beauty
- ☒ Fresh air. Space. Quiet. Contrast to living in Leicester.
- ☒ Public footpaths, historic sites, conservation walks.
- ☒ Historical aspect very important.
- ☒ Location and the environment provided by Hallaton.
- ☒ Easily accessible footpaths Central for key facilities e.g. Rutland Water, Market Harborough.
- ☒ Village museum
- ☒ The most important aspect of living in Hallaton is the rural living and traditional village aspects to it. It is VITAL that this is maintained at all costs. It is part of British heritage and incumbent on local people currently living here to ensure that this is maintained for future generations. Once lost it can NEVER be regained.
- ☒ The open spaces within the village. The excellent walks out from the village and the quiet roads around. The views.
- ☒ Lovely countryside surrounding the village. Lovely views from and towards the village.
- ☒ Quick access to good footpaths and walks.
- ☒ Small size of the settlement.

Page 3: Comments regarding important amenities.

Total: 4

- ☒ Please please please organize a bus service through Hallaton!
- ☒ Pedestrians and horses taking precedence in the village in regard to vehicles.
- ☒ If local employment is available there will be a better general mix of people.
- ☒ Maintaining the spread of development to ensure that no green spaces outside the current village boundary are lost is essential.

Page 6. Comments regarding other facilities needed. Total: 37

- ❑ Bus service!
- ❑ Hunting stopped.
- ❑ None - just right as it is.
- ❑ Keep fit class for the elderly
- ❑ Local bus service to Leicester and Uppingham and Oakham.
- ❑ A spring to fill the village pond.
- ❑ It depends to what extent the village expands.
- ❑ Ok as is - village not suburbia.
- ❑ Apart from a shop, which is unlikely, about right as is - accept this is a village and not an urban area. Harborough should sweep road in front of Bewicke more often.
- ❑ Social e.g. cinema, clubs.
- ❑ Petrol station and a general store.
- ❑ Assured continuation of health practitioner visits for Kibworth surgery.
- ❑ Much better mobile phone reception. Poor at present in lower part of the village.
- ❑ Surgery
- ❑ A shop would be nice.
- ❑ Village shop
- ❑ A shop in Hallaton.
- ❑ Local shop. Proper competitive broadband services.
- ❑ A shop
- ❑ It would be great to have a combined shop / post office in the village.
- ❑ Would love a village store but previous attempts to resurrect one showed village not large enough to sustain, not enough through traffic and not enough volunteers to staff a community store Regular bus services for less mobile villagers Other facilities for older, less mobile villagers - HIST in discussions.
- ❑ Village shop, better medical service, better bus service.
- ❑ Post office and shop.
- ❑ More use made of the recreation ground.
- ❑ A shop selling basic provisions like Medbourne.
- ❑ Hallaton village shop.
- ❑ A Hallaton Convenience Store or Community Shop.
- ❑ A village shop/Deli selling food basics (eggs, bread etc.) and ingredients to be able to put a meal together without leaving the village.
- ❑ Village store in Hallaton Better clubhouse at recreation ground.
- ❑ If we could have a bus service that would be great! Older children have no way of accessing other towns and villages independently.
- ❑ Possibly restoration of the bus service.
- ❑ Better public transport.
- ❑ Improved bus service.
- ❑ A bus stop.

- ☒ Bus to Uppingham/Harborough/Corby for my son/visiting relatives to be able to use
- ☒ More varied use of the Stenning Hall for leisure/social activities to meet the need of all ages.
- ☒ A bus service

Page 11. Comments regarding education

Total: 5

- ☒ Could utilise breakfast clubs if available in village
- ☒ We would hugely benefit from a breakfast club for our children.
- ☒ Hallaton needs a new school. 30 new houses could mean 60 new children. Where will they go? 30 new houses also means at least 30 new dogs with the associated number of bags in trees.
- ☒ Hallaton Primary is an excellent school, great facilities and brilliant teachers.
- ☒ Village school is excellent.

Page 22. Anything else?

Total: 23

- ☒ Please please please organize a bus service!
- ☒ HGV's and other large vehicles come along Eastgate/Medbourne Road even though there is a sign prohibiting them. They pass very close to our cottage, which is directly onto the road. Very dangerous and risk to cottage.
- More houses will mean more children needing school - how will this be accommodated when the school can't grow in footprint?
- ☒ Bottom of the hill gets very icy in winter so a salt bin would prevent accidents/near misses that occur each winter. Also, children would like a zip wire in the park.
- ☒ I sincerely hope that the current members of the Parish are positive with their support of the neighborhood plan, as the negativity towards the thoughts and objectives of those who have and are endeavoring to come together to secure a positive future for our village should be respected.
- ☒ I feel that we are lucky to have the charity houses to enable youngsters to stay in the village. Unfortunately, there is nothing in between these and home ownership as house prices and rentals are too expensive to allow some residents to continue to live in the village if their circumstances change. Considering the amount of council tax we pay, the village is very untidy and shows a lack of care. The tubs at each entrance to the village have been a step in the right direction. I would like to thank the people who care for them.
- ☒ Car parking is a big problem mainly because those that have off road parking are too lazy to use it, must park outside front door.
- ☒ It would be lovely to have mobile phone coverage - but without an ugly mast.
- ☒ In terms of housing it seems to us that there needs to be sufficient affordable housing for the village locals who are unable to afford it.

- Speeding Traffic Through Hallaton: We are a family including four young children who live at the Medbourne Road entrance to Hallaton. Frequently vehicles drive past our house in and out of Hallaton at speeds of over 50mph. I think that the long-term solution to speeding in Hallaton is to help drivers reduce their speed voluntarily through the installation of rumble strips or speed bumps. Larger and better positioned speed limit signs would also help. I do not think that the use of speed guns by either Hallaton villagers or the police is a good solution, as it is likely to cause resentment and village disharmony. Thank you for asking for feedback.
- My concern is conservation as wildlife is under severe strain, which would affect future generations. Therefore it should be given equal weighting with the built environment. Leicester & Rutland Wildlife Trust can work with developers to enable natural habitats, which would enhance peoples' experience too. One large site would facilitate this with trees, water, planting and 'untidy' areas for wildlife. Infilling would destroy biodiversity without putting anything in its place.
- Too many ash trees are felled for firewood and none are replaced.
- The Hallaton and Isabella Stenning Trust (HIST) makes a critical contribution to the facilities and housing in the village. It owns and manages 16 Almshouses on High Street, North End and Hog Lane, and is currently planning the build of another on Hunts Lane - a fully accessible bungalow. All are provided at affordable rents, giving priority to those who have strong links with the village. HIST also owns and manages the Stenning (Village) Hall, Recreation Ground and Pavilion, the allotments, Play Park on Hog Lane, the Parish Store, and another piece of land/ green space next to the Fox on the corner of North End and Eastgate. The Trustees are all local, and a significant number of villagers are involved in the Stenning Hall and Recreation Ground Management Committees. Most of the village groups use these facilities. I currently Chair the Board of Trustees.
- A shop would be good and a bus service is important.
- Elderly in the village. Suggest an easy activity class i.e. armchair palates or similar. Even if elderly people can't walk far, they can still exercise in a gentle way to help them to keep mobile instead of simply sitting and stiffening up. Plus the social aspect would be beneficial to them. Tea, biscuits and a chat afterwards. Personally speaking, i cannot emphasize enough the benefit of gentle exercise for everyone.
- This is supposedly a conservation village so please no more building of modern looking red brick homes. Keep the architecture in keeping with a rural community. This is not a continuation of suburbia, but hopefully still a farming community. Don't forget housing for the older people of the village, not everyone has children at the school. Mid-range homes for those who don't want a huge house. Parking is a huge problem so all new houses would need at least 2 parking spaces - the majority of households appear to have at least 2 cars now.
- Green space within the village must be preserved along with the beautiful countryside around the village. I think the best solution to satisfy our 30+ houses requirement and provide for the many families with children at the school who would like to live in the village but cannot, would be to build a new street north of and parallel to North End,

with a mix of housing types, majoring on sensibly priced family housing with good size gardens (there is plenty of space after all). In contrast to most other places on the perimeter of Hallaton, this location will only minimally affect the character of the village and there is easy access to the A47 and Medbourne Road so minimal traffic impact, also good access to the Rec. Attracting regular families not just the super affluent helps to keep the village alive.

- I think it is very important to build more affordable housing to rent/buy so that the next generation of villagers at least have the option of somewhere local to live instead of being priced out of the area. Once people are forced out it is hard for them to return to the village and the sense of long standing community is lost.
- It is likely that the Government will review the housing land supply requirements in 2018 or earlier. This may mean that a greater number of homes may be needed in the village above the current indicated levels to 2031. The National planning Policy Framework is also likely to change in part in order to ease the development process. The location of any new development is critical and please remember that there is NO public foul or storm water drainage to the eastern side of the present village at all bar the highway drains in Horninghold Road and Medbourne Road. Without a completely new public foul and storm water drainage system there can be no development east of the settlement. The landscape and countryside around the village is some of the most attractive in the County contributing hugely to its setting. Views into and out of the village must be maintained or enhanced wherever possible.
- Hallaton is a lovely village with a great community spirit, which needs to be maintained. Family housing is needed in the village but we must consider the effects on the village community as a whole and the importantly the school.
- No - this document is quite thorough.
- Congratulations on a well produced document and thank you for the consideration.